

GCG Sunday School - 19th January 2024

Lesson Outline



Lesson: Suffering before Victory.
Passage: 1 Peter 3:18-22
Big Idea: Christ suffered for a short while before victory.
Main Aim: Expect short suffering like Christ, before final victory.
Key verses: 1 Peter 3:21-22.

Please pray for the lesson preparation, that God's word would feed us and the children.

Laptop/tablet + speaker: Unless you are at the Greenwich service, you will need to bring a device to play any media. If needed, Jonny can provide a **laptop and Bluetooth speaker**. 😊

Additional resources: [St Helen's studies and talks on 1 Peter.](#)

Passage info for leaders: (Lesson Overview on page 3)

1 Peter Overview

Christians in Peter's day are suffering low-level persecution, just like us.
 How will they stay strong, live differently and stand out? How will we?

Passage Overview

This passage might seem tricky, let's try to keep our eyes on the big picture:

The previous passage spoke about us fearing God, even when we suffer. How is this possible?

1. Christ suffered before he was made alive in the spirit. 1 Peter 3:18-19
 He then went to proclaim victory (like running a victory lap.)
 To angelic beings who disobeyed in Noah's time. *Genesis 6:2-4, 2 Peter 2:4-5*
2. Noah suffered but was saved. 1 Peter 3:20
 Through water.
3. Christians suffer but will be saved, like Jesus. 1 Peter 3:21-22
 Through water.

For them then

Christ's temporary suffering ended in victory over all evil. Our temporary suffering also ends in victory.

Extra detail, not needed for Sunday school.

God saved Noah through water. Jesus' death, resurrection and ascension saves us.

Noah showed his trust by building the ark. We show our trust by baptism.

For us now - Same!

The Age Ranges

Sailors: Ages 3-6






Officers: Ages 7-11

CW (average age 4-5 years) - Prepare the lesson for **all ages**.

Then separate **Sailor** and **Officer** groups for **Heart & Hands** teaching.

GR and EC - Personalise **all material** for the Sailors or Officers.

Lesson Overview

| Get Going ~3 min + Song | Bible Talk ~10 mins | Heart & Hands ~30 mins | Catechisms ~10 mins | Land the Lesson |
|--|---|---|--|---|
|  |  |  |  |  |
| Welcome & Pray Intro Idea Song | The Big Idea The Main Aim | Craft/ Worksheet Further teaching Memory verse | Practice Together | Recap Pray Extra Fun Time |



Get Going

Welcome, Pray, Introduction idea & Song

At GR and EC the Sailor Leader will lead the “Get Going” section, by default.

Welcome and connect briefly with the children

- Ask a fun question, showing we're interested in their lives. Such as:
 - What's the best/ most fun thing you did yesterday/ this morning? Highlight/lowlight?
 - What was the tastiest food you ate? The smelliest thing you smelled?

Prayer by the leader

- Help us to listen carefully to what God has to say to us today, and to have fun.

Rules Reminder


- We listen to the leader.
- We love our neighbour.

Intro Idea - Introduces the theme of the passage with “Intro” Powerpoint slides.

- Ask the children - What is the biggest victory celebration ever?
Can you show me with your arms (how wide they are apart) how big the celebration was?
 - Winning the egg and spoon race at sports day? Small celebration.
 - Winning the world cup?
 - Winning a war?
 - Jesus raised from the dead and telling everyone he's alive? The biggest!

Link: Introduce the Big Idea


Sing - If needed, talk through the words and actions before singing.

Jesus is the King -  Jesus is the King - EMU Music

Use this to learn the actions: <https://youtu.be/CY-DliVHMew>

GR & EC - Split into **Sailor** and **Officer** groups for the remainder of the session.

CW - Remain together.



Bible Talk

Teaching the Big Idea & Main Aim.

Using the ICB translation: International Children's Bible.

Available at: [Bible Gateway](#)

Keep it clear and snappy. Maybe come up with a catchphrase for the week.

Have Bible open throughout to show that we're teaching from God's word, and not from our heads.

Make the Bible talk engaging by asking questions and/or using visual aids.

Key Verses - 1 Peter 3:21-22.

Lesson Points - Arriving repeatedly at the Big Idea.

We expect suffering as Christians, how will we go through it?

Parallel a,b,c with Christ, Noah, Christians.

- | | |
|---|-------------------------------|
| <p>1. Christ.</p> <p style="padding-left: 40px;">a. He suffered.</p> <p style="padding-left: 80px;">For a short time.</p> <p style="padding-left: 40px;">b. Then he was saved.</p> <p style="padding-left: 80px;">Raised from the dead.</p> <p style="padding-left: 40px;">c. He told everyone that he made it to victory.</p> <p style="padding-left: 80px;">He even told the spirits, angels and demons. TOTAL VICTORY.</p> | <p><i>1 Peter 3:18-19</i></p> |
| <p>2. Noah.</p> <p style="padding-left: 40px;">a. He suffered. (implied)</p> <p style="padding-left: 80px;">For a short time.</p> <p style="padding-left: 40px;">b. Then he was saved.</p> <p style="padding-left: 80px;">On the ark.</p> <p style="padding-left: 40px;">c. He made it to victory.</p> | <p><i>1 Peter 3:20</i></p> |
| <p>3. Christians</p> <p style="padding-left: 40px;">a. We suffer.</p> <p style="padding-left: 80px;">For a short time.</p> <p style="padding-left: 40px;">b. Then we will be saved.</p> <p style="padding-left: 80px;">By Jesus.</p> <p style="padding-left: 40px;">c. We will make it to victory.</p> | <p><i>1 Peter 3:21-22</i></p> |

Brief application - The Main Aim expanded.

- **Sailors** State the Main Aim application and expand it a bit.
 This is how it's right to think/ act/ talk/ feel.
 For home/ school/ church.
- **Officers** Ask questions to arrive at the Main aim application.
 How does this help us think/ act/ talk/ feel differently?
 What about at home/ school/ church?

Teaching ideas - Ask Jonny if you'd like more ideas.

- I'd recommend using the visual aids while teaching.

Cut out and stick on the wall as you teach. The layout suggestion for each point is on the online PDF.

- Perhaps also you could make up a scenario where a Christian suffers.
 - What happened when Jesus suffered?
 - What does that mean for us when we suffer?
- Ask questions when teaching, adapting them for the children in your group, such as:

Point 1: How did Christ suffer?
 Did he stay dead?
 Who did he tell that he was no longer dead?

Point 2: What was Noah doing? How was he saved?

Point 3: How will we be saved? Why is this good news when we suffer?

- **Sailors - More question ideas:** What noise/ smell do you think it made? How many stars did he see? Have you ever seen that before? How did he feel? What face would she have made?
- **Sailors - More teaching ideas:** Make actions to copy at certain points, act it out with costumes and scenery, go for a walk around the room, use Lego/Playmobile figures.
- **Officers - More question ideas:** Why do you think he did that? What did she get right/ wrong? What would you do in his situation?
- **Officers - More teaching ideas:** Act it out, have them draw scenes, shout out the best thing they see in the passage, make a puppet show using paper and card, go for a walk, use Lego.



Heart and Hands

More on the Big Idea & Main Aim with activities.

Table Activities - Craft or worksheet - Spares go to the Eltham service.

- **Sailors** Craft.
 Cut, stick/fasten, colour. Chat about how it relates to the teaching point.
- **Officers** Worksheet.
 *This is a guided form of Bible study, to help them learn how Bible studies work.
 The sheet progresses from easy questions, to harder questions.
 Help them find answers in the Bible and think about their answers.
 Talk about the Main Aim and any questions they may have.*

Further Teaching

An opportunity to reteach the same Big Idea & Main Aim with:

- Act out the passage.
- Do a drama based on the Main Aim. For example, the children make up a drama about someone who used to be worried, but is now comforted because God knows them completely.
- Discuss application.

Memory verse — Ideas for learning can be found in the Google Drive Folder.

~~"Blessed be the God and Father of our Lord Jesus Christ! According to his great mercy, he has caused us to be born again to a living hope through the resurrection of Jesus Christ from the dead."~~
~~1 Peter 1:3 (ESV)~~

We'll be using the following song to learn the verse:  ~~1 Peter 1:3~~

There might not be enough time for memory verse and New City Catechism/ too much going on.


The New City
Catechism


for Kids




New City Catechism

Practice Together

What is this?  Tim Keller Introduces the New City Catechism

Why do this?  Why We Should Catechize Our Children

This week - Question 2.

- Open up the Catechism of the week.
Practice saying it with the children. Some might have learnt it at home to say it with less help.
Talk about difficult words and ideas.
- **Sailors** Use Children's Mode and the songs to learn:
 Q1 What is Our Only Hope in Life and Death?
- **Officers** Use Children's Mode where necessary.
You could make up a rhyme or rap to learn it.
Or make up a game of trying to remember it: In a circle, one word each.



Land the lesson

Bring everything together: Recap, prayer and game.

Recap - Use the craft/ worksheet to remind them of the Big Idea & Main Aim.

Pray - Encourage the children to pray with you about the Big Idea and Main Aim.
They could **thank/praise God** for it or **ask for help** in believing it.

- **Sailors** You could suggest "Popcorn prayers" - really short prayers.
Or "Arrow prayers" - We all shoot up like an arrow at the end.
Or you could try the idea we use with Officers.
- **Officers** You could pass an object, like a Bible, around the room.
When a child receives the Bible, they can choose to pray in their head or aloud.

Game idea - Feel free to play something different!

- **Sailors** Something fun, check the G-drive.
- **Officers** Something fun, check the G-drive.

Time fillers, Games and Music - Check the G-drive

- I often play something from: <https://www.youtube.com/@thebiggeststory>

- A Spotify playlist of Sunday School songs can be found in the Term Overview Document.

Sign out - Give each family a Take Home Sheet

- Sign out with Check-In.